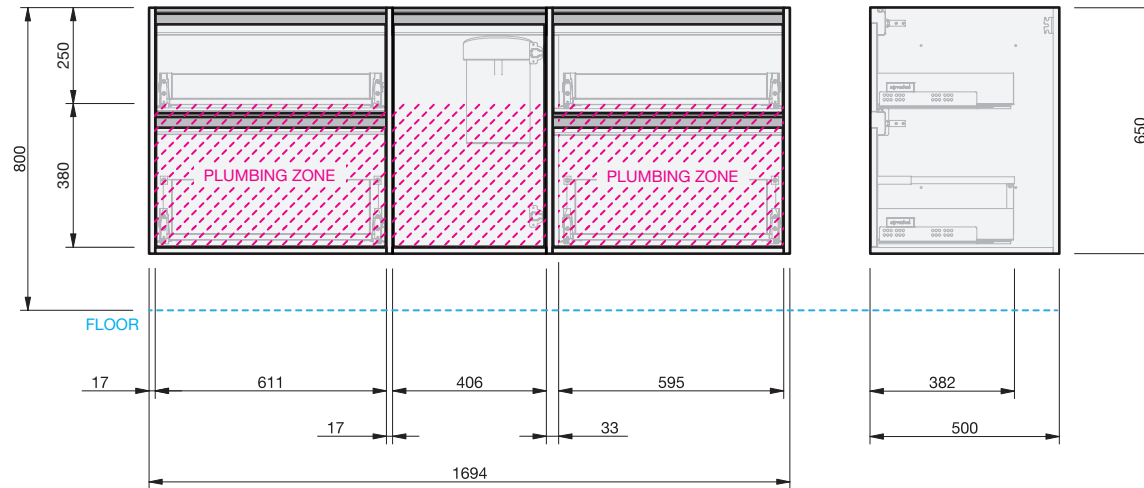
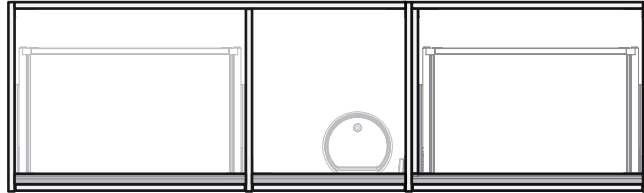
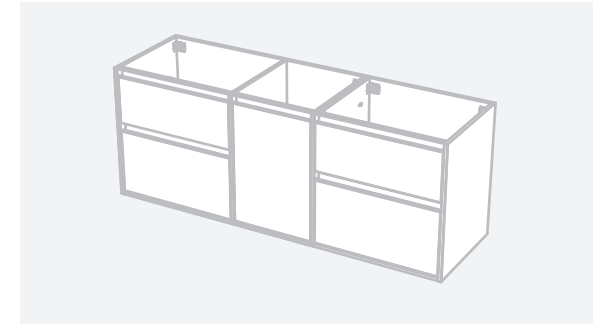
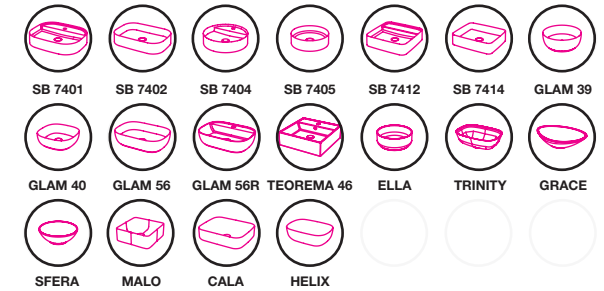


CABINET SPECIFICATION
City 50 - 1700 - Wall - 4 drawer, 1 door



Basin range (refer to applicable basin specifications & top specifications)



- Drawings depict cabinet only.
- Cabinet is supplied as 2 modules.
- It is important to decide on what height you want your finished top from the floor, this will determine where your plumbing will be positioned.
- We suggest that you install your wall hung vanity between 830-950mm high to the finished top surface.
- Box Trap & Space Saver Kit supplied with vanity. Refer to applicable specification sheet.
- Onda Storage Type B supplied with vanity.
- Brabantia 3L Bin supplied inside vanity.



INDICATES PLUMBING ZONE -----

INDICATES FLOOR SURFACE -----

IMPORTANT NOTE: Throughout this guide, dimensions may vary by ± 2 mm. Please read the installation manual for detailed information on installing the product. St. Michel pursues a policy of continuing improvement in design and manufacturing of its products. The right is therefore reserved to vary specifications without notice. For full installation instructions visit stmichel.co.nz.