

TECHNICAL DATA

GENERAL INFORMATION

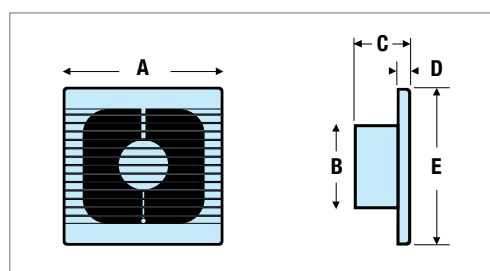
Models	Circular Cut-Out Size
XF100	112mm
XF125	135mm
XF150	160mm

Please note: Fan cut out size is a nominal diameter.

DIMENSION INFORMATION (mm)

Models	A	B	C	D	E
XF100	155	98	74	27	155
XF125	168	118	74	27	168
XF150	200	148	74	27	200
XF150PIR	200	148	90	55	200
XF150A/AP	200	148	90	55	200

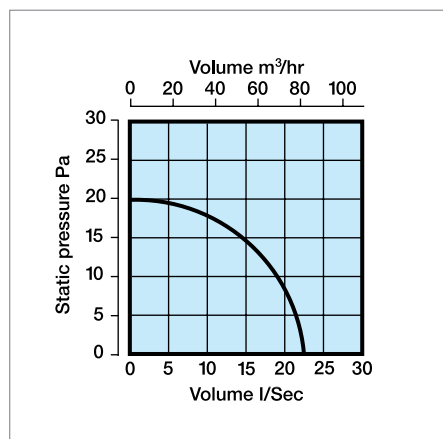
▶ Dimensions - XF



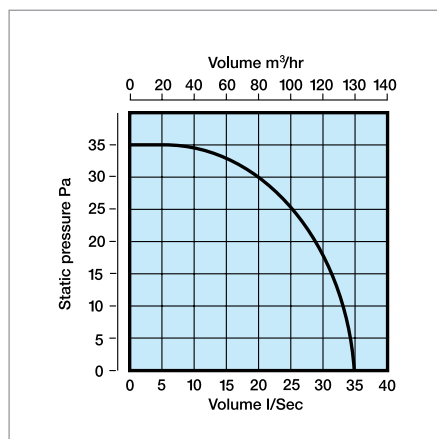
TECHNICAL SPECIFICATION

Models	XF100	XF125	XF150
Power	220 - 240V (LV models 12V)	220 - 240V (LV models 12V)	220 - 240V (LV models 12V)
Fan Performance	23/s, 85m ³ /hr	36 l/s, 130m ³ /hr	87 l/s, 313m ³ /hr
Fan Wattage	20W	20W	25W
Maximum Pressure	20 Pa	35 Pa	60 Pa
Fan Speed	2400 RPM	2000 RPM	2400 RPM
Sound Level	41 dB(A)	41 dB(A)	40 dB(A)
Max. Operating Temp	50°C	50°C	50°C
IP Rating	IPX4	IPX4	IPX4

▶ Performance - XF100



▶ Performance - XF125



▶ Performance - XF150

