


PRODUCT SPECIFICATION SHEET

Channel drain MESH

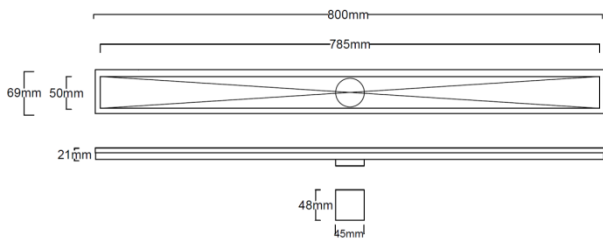
Product Code: FDM 800 / FDM 1000 / FDM 1200

800/1000/1200 (l) x 69(w) x 21(d) mm ϕ 45mm

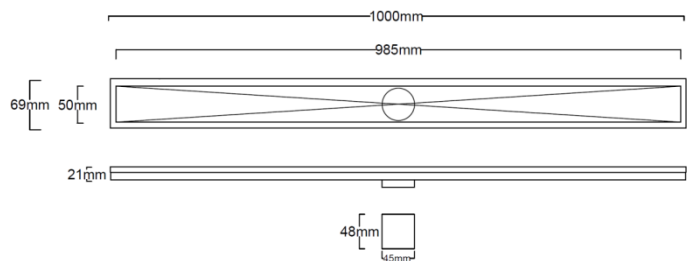
Features: Superior fall/centre outlet • 316 grade stainless steel • Manufactured from high-quality maintenance-free materials



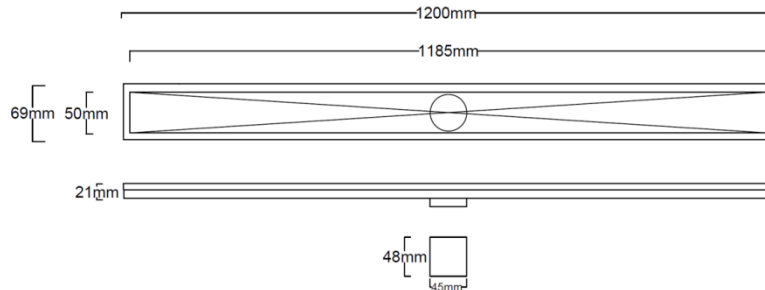
FDM 800



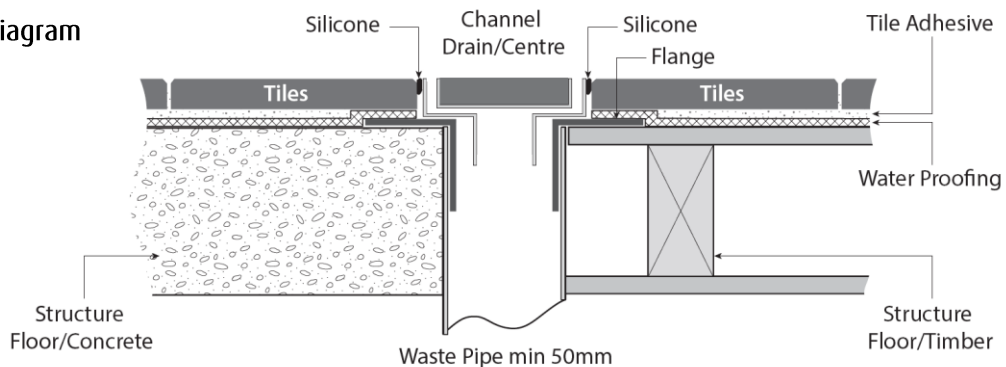
FDM 1000



FDM 1200



Installation Diagram



Additional Information

- 5 year warranty