

# SHOWER ENCLOSURES

## ENGLEFIELD EVORA™ FRAMELESS CORNER-SLIDING SHOWER - 1200 x 900mm



**Shower/Options:**

- Size: -1200x900mm
- Door: -Sliding door with QuietClose™ system, adjustable rollers (+/-3mm), reversible.
- Wall: -Corner Contour Plus, Flat, Side Recessed (all L/R reversible) or Tile option.
- Tray: -Low profile Quick-fit® tray with 70mm sill height.  
-40mm tray upstand for superior watertightness.  
-Center waste with Watermark Certified Easy Clean DN40 Trap (NZ) or Hi-Flow DN50 Waste (AUS).
- Height: -2080mm, Tray & acrylic wall included; 2010mm, Door & acrylic wall included; 2000mm Door height.

**Material/Finishes:**

- Frame: -Powder coated aluminium (Black)  
-Anodised Aluminium (Metallic).
- Wall: -Duracryl® acrylic.
- Tray: -Fibreglass reinforced acrylic.
- Glass: -Door, infill, return panel - 8mm toughened safety glass (AS/NZS 2208 compliant) with Englefield CleanLess® glass treatment.

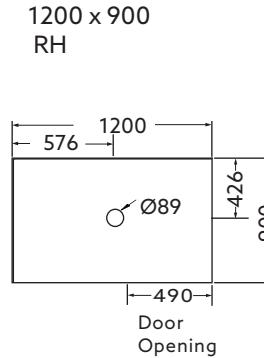
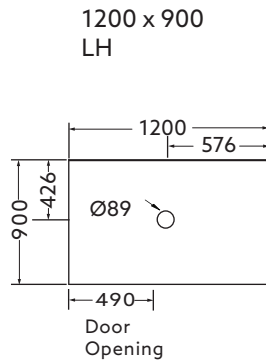
**Included Components:**

- Evora sliding door.
- Evora door infill panel.
- Flat or moulded wall.
- (Note: Tile option does not include acrylic wall or tiles).
- Easy Clean DN40 Trap (NZ) or Hi-Flow DN50 Waste (AUS Watermark Certified).
- Adhesive and Sealant pack (NZ only).

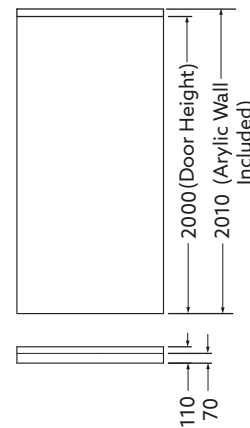
**Optional Accessories:**

- Premium shelving packs:
  - 24692A-BL (Black)
  - 24692A-0 (White)

Nominal Size	1200 x 900 L/H	1200 x 1000 R/H
Door Adjustment Range	1169-1179mm	1169-1179mm
Return Adjustment Range	869-879mm	869-879mm



Front View



### Product Codes:

1200 x 900mm	Black Frame (Centre Waste)		Metallic Frame (Centre Waste)	
	L/H	R/H	L/H	R/H
Corner Contour Plus Wall	705223A-CCW-BL	705224A-CCW-BL	705223A-CCW-SHP	705224A-CCW-SHP
Flat Wall	705223A-CFW-BL	705224A-CFW-BL	705223A-CFW-SHP	705224A-CFW-SHP
Side Recessed Wall	705223A-CRW-BL	705224A-CRW-BL	705223A-CRW-SHP	705224A-CRW-SHP
Tile Wall	705223A-CTL-BL	705224A-CTL-BL	705223A-CTL-SHP	705224A-CTL-SHP

### New Zealand

133 Diana Drive, Glenfield, Auckland, NZ  
 PO Box 100-146 NSMC, Auckland, 0745  
 Ph: 0800 100 382 Fax: 0800 66 44 88  
[www.engefield.co.nz](http://www.engefield.co.nz)

### Australia

PO Box 253, Alexandria, NSW 1435  
 Ph: 1800 ENGLEFIELD (1800 364 533)  
[www.engefield.com](http://www.engefield.com)

All measurements shown are in millimetres.  
 Sizes are approximate.

October 2022  
 1533350-A04-A

