

TECHNICAL DATA

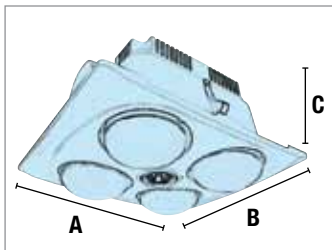
GENERAL INFORMATION

Models	Cut-Out Size	Exterior Grille	Duct Type	Duct Length
PS Heat 'n Vent 4	300mm x 300mm	White Eggcrate	Aluminium	3m supplied (you can add up to 3m extra duct)
PS Heat 'n Vent 2	390mm x 210mm	White Eggcrate	Aluminium	3m supplied (you can add up to 3m extra duct)
Classic Heat 'n Vent 2	390mm x 220mm	White Eggcrate	Aluminium	3m supplied (you can add up to 3m extra duct)
Classic Heat 'n Light	390mm x 220mm	-	-	-

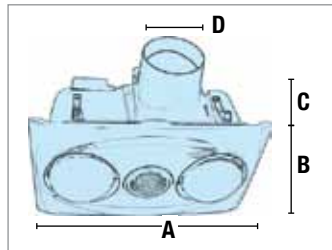
DIMENSION INFORMATION (mm)

Models	A	B	C	D
PS Heat 'n Vent 4	338	338	170	120
PS Heat 'n Vent 2	435	260	185	120
Heat 'n Vent	450	250	195	100
Heat 'n Light	450	250	195	100

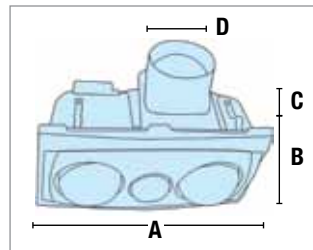
▶ Dimensions - PS Heat 'n Vent 4



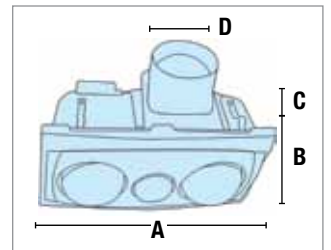
▶ Dimensions - PS Heat 'n Vent 2



▶ Dimensions - Classic Heat 'n Vent



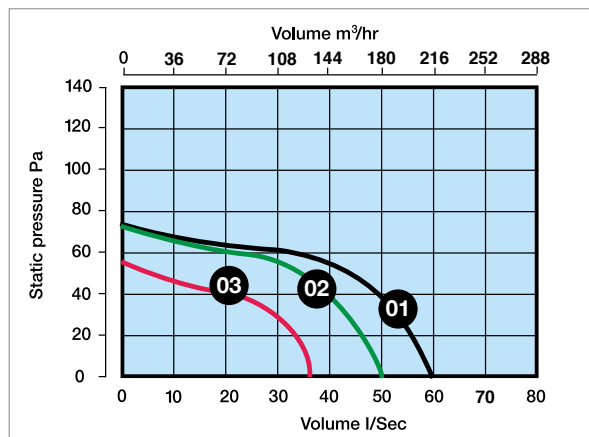
▶ Dimensions - Classic 2 Heat 'n Light



TECHNICAL SPECIFICATION

Models	PS Heat 'n Vent 4	PS Heat 'n Vent 2	Heat 'n Vent 2	2 Heat 'n Light
Power	220 - 240V	220 - 240V	220 - 240V	220 - 240V
Fan	Centrifugal	Centrifugal	Centrifugal	-
Fan Performance	60 l/s, 216m³/hr	50 l/s, 180m³/hr	35 l/s, 126m³/hr	-
Heat Lamps	4 x 275W	2 x 275W	2 x 275W	2 x 275W
Light	GU10 Halogen	GU10 Halogen	GLES	GLES
Total Wattage	1180W	635W	670W	650W
Light Wattage	50W	50W	100W	100W
Switch Plate	4 sw. (supplied)	3 sw. (supplied)	3 sw. (supplied)	2 sw. (supplied)
Warranty	5 Years	5 Years	5 Years	5 Years

▶ Performance Graph



ICON KEY

- 01 Pro Series Heat 'n Vent 4
- 02 Pro Series Heat 'n Vent 2
- 03 Classic Heat 'n Vent 2

Note: Performance tested in free air.