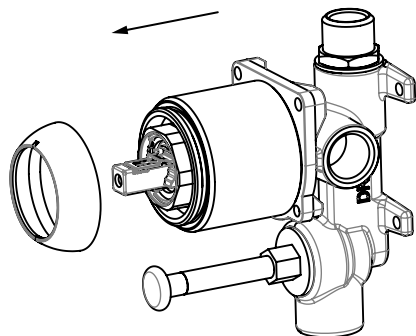


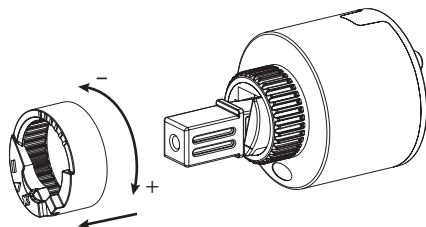
Ceramic cartridge adjustment

Do not remove the ceramic cartridge from the body assembly while carrying out the following adjustments. Note, the cartridge is factory set for maximum temperature.

Remove half-dome (if attached)



Mix temperature limit



FUTURA SHOWER MIXER WITH DIVERTOR INSTALLATION GUIDE

TECHNICAL SPECIFICATIONS

Operating Pressure:

Min: 150kPa, Max 1000kPa

Recommended 150 – 500kPa

Recommended installation of a pressure limiting valve if supply pressure exceeds 500kPa

Operating Temperature:

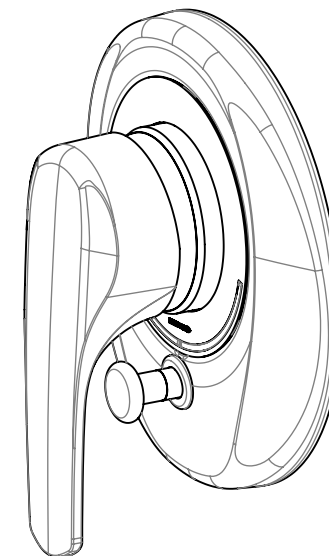
Recommended 55°C at the mixer

Hot: Max 80°C

Cold: Min 5°C

NB: New Zealand Building Code Clause G12 - Water Supplies specifies all outlets used primarily for personal hygiene shall deliver water at a safe temperature.

Inlet Connections: All ½" BSP



Methven warrants this product against manufacturing defects and that it is suitable for use under the operating conditions specified in this instruction sheet.

For your warranty please refer to www.methven.com or call Customer Service

New Zealand
0800 804 222

Australia
1300 638 483

UK
0800 195 1602

IMPORTANT

Please read all of the instructions before installation

Avoid restrictive piping, fitting or sharp angled bends when plumbing the mixer. The maximum recommended pressure of the ceramic cartridge is 500kPa. Do not hydrostatic test the installation with this mixer installed. Damage to the ceramic cartridge may occur. All pipework must be thoroughly flushed prior to installation of the mixer. In-line filters must be installed on both hot and cold supplies to prevent foreign particles damaging the ceramic cartridge.

