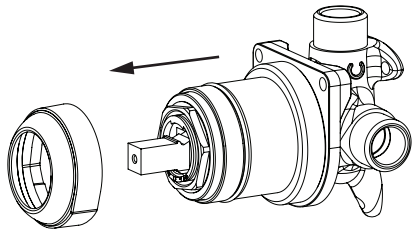


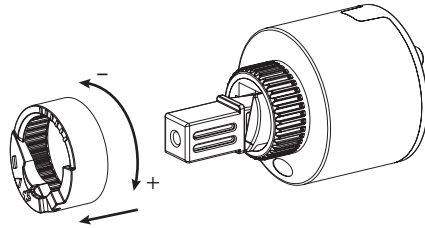
Ceramic Cartridge Adjustment

Do not remove the ceramic cartridge from the body assembly while carrying out the following adjustments. *Note: the cartridge is factory set for maximum temperature*

Remove half-dome (if attached)



Mix temperature limit



KOHA ULTRA SHOWER MIXER INSTALLATION GUIDE

TECHNICAL SPECIFICATIONS

Operating Pressure:

Min 150 kPa, Max 1000 kPa.

Recommended 150 kPa - 500 kPa.

Install a pressure limiting valve if supply exceeds 1000kPa.

Operating Temperature:

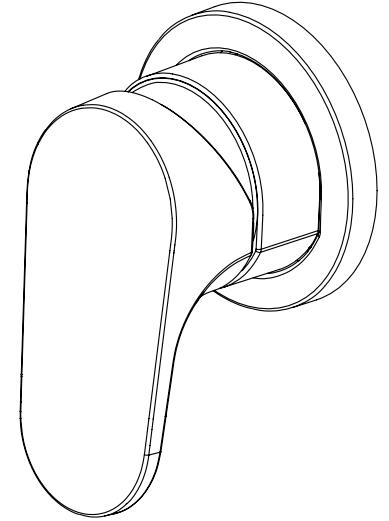
Hot: Max 80°C.

Cold: Min 5°C .

NB: New Zealand Building Code Clause G12 - Water Supplies specifies all outlets used primarily for personal hygiene shall deliver water at a safe temperature.

Inlet Connections:

All 1/2" BSP.



Methven warrants this product against manufacturing defects and that it is suitable for use under the operating conditions specified in this instruction sheet.

For your warranty please refer to www.methven.com or call Customer Service

New Zealand
0800 804 222

Australia
1300 638 483

USA
1800 975 5409

UK
0800 195 1602



IMPORTANT

Please read all of the instructions before installation

Avoid restrictive piping, fittings or sharp angled bends when plumbing the mixer.

Do not hydrostatic test the installation with this mixer installed. Damage to the ceramic headworks may occur.

All pipe-work must be thoroughly flushed prior to installation of the mixer. In-line filters must be installed on both hot and cold supplies to prevent foreign particles damaging the ceramic headworks.

NOTE: It is the responsibility of the installer to ensure a water proof seal is achieved between the faceplate and finished surface of the wall. If in any doubt about the quality of the seal the faceplate should be removed and then reinstalled using silicon to ensure a seal is achieved.

