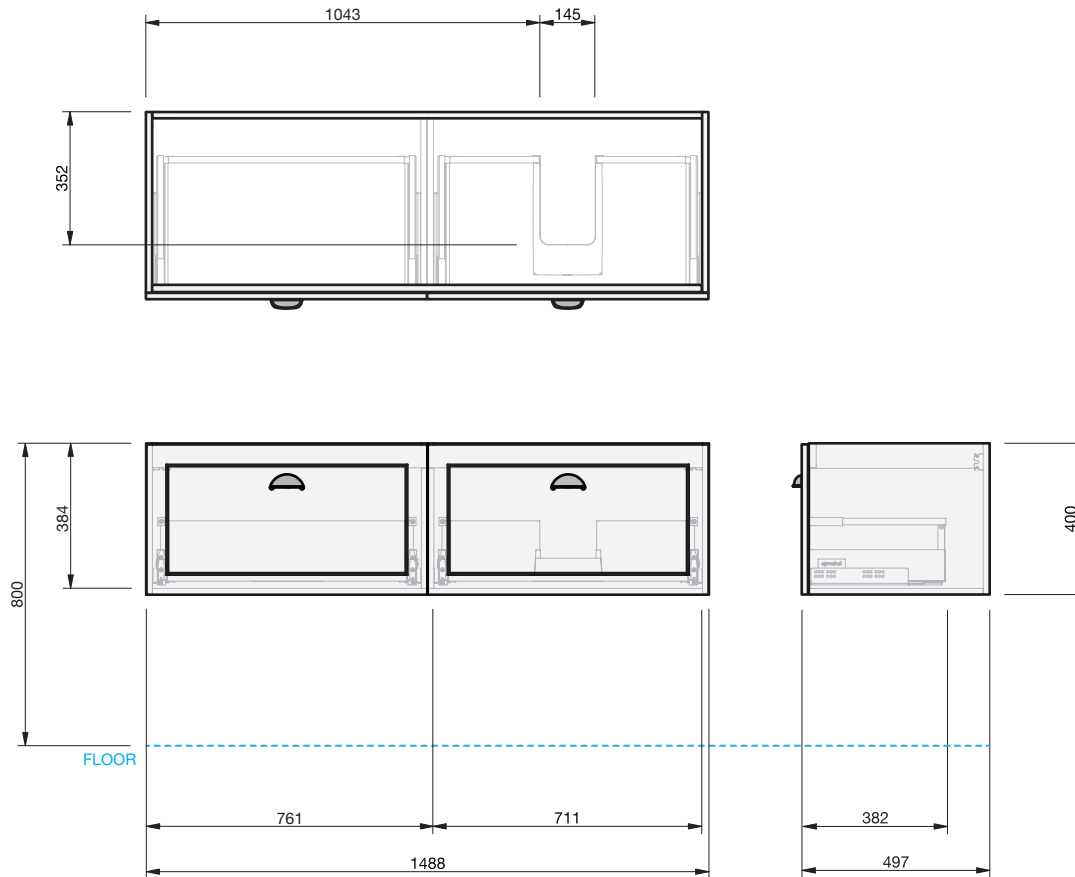
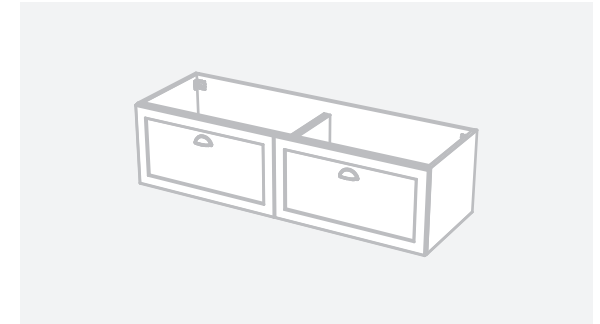
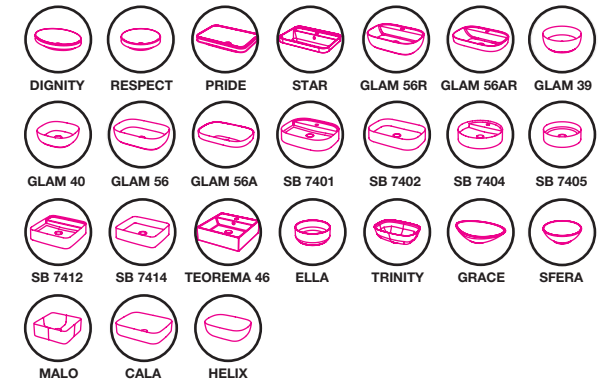


**CABINET SPECIFICATION**  
London - 1500 - Wall - Right - 2 Drawer



**Basin range** (refer to applicable basin specification)



- Drawings depict cabinet only
- It is important to decide on what height you want your finished top surface from the floor, this will determine where your plumbing will be positioned.
- We suggest that you install your wall hung vanity between 830-950mm high to the finished top surface.
- Waste outlet positioned for standard trap and pop up basin waste
- Onda Storage Type B supplied with vanity



INDICATES PLUMBING - - - - -

INDICATES FLOOR SURFACE - - - - -

**IMPORTANT NOTE:** Throughout this guide, dimensions may vary by  $\pm 2$ mm. Please read the installation manual for detailed information on installing the product. St Michel pursues a policy of continuing improvement in design and manufacturing of its products. The right is therefore reserved to vary specifications without notice. For full installation instructions visit [stmichel.co.nz](http://stmichel.co.nz).