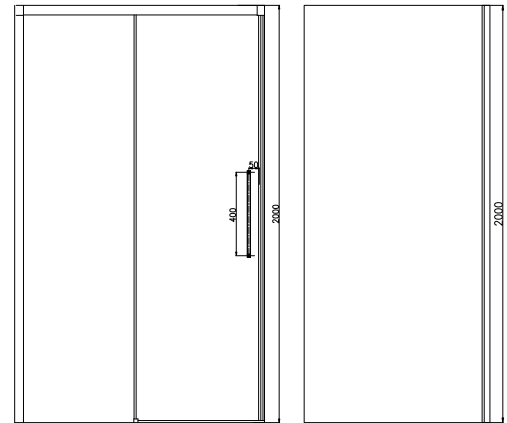
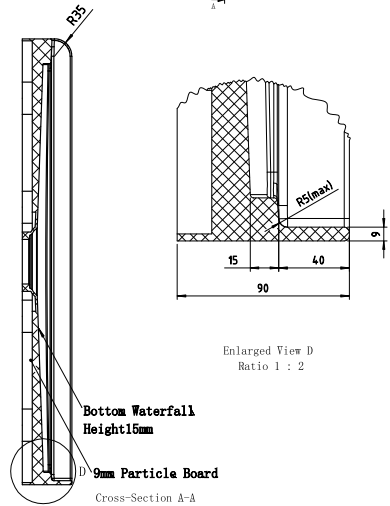
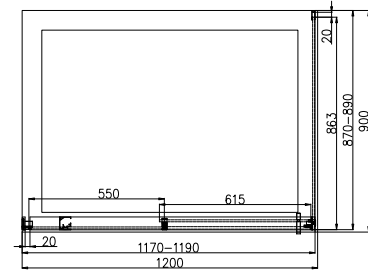
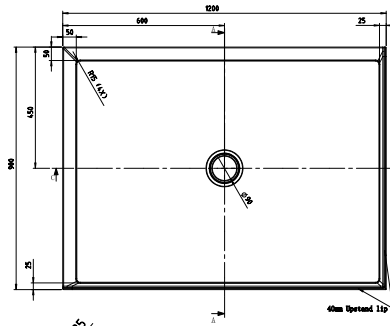


Spacea 1200 L Shower System



Code: SPACEA 1200 L | SPACEA 1200 L BLK | SPACEA 1200 L GM
Finish: Chrome | Black | Gun Metal

AQUATICA 1200 L SPACEA SHOWER SYSTEM

- The Aquatica 1200 L Spacea semi-frameless shower screen with a soft-close sliding door comes in Chrome, Black or Gun Metal electroplated extrusion. Two Meters tall with 6mm toughened glass.

KEY FEATURES

- Semi Frameless shower screen
- Chrome/Black/Gun Metal electroplated extrusions
- Low entry acrylic shower base with easy-to-clean centre waste
- Long sleek handle
- Made to AS/NZ Standard: (AS/NZS 2208 compliant)
- Easy installation - panels are partially assembled
- Concealed screw fixings
- Nano easy to clean 6mm toughened safety glass
- Available in Left or Right corner variants
- Easy to Clean coating Inside shower
- European 2m high premium acrylic wall lining

SIZE (L) X (W) X (H)

- 1200 x 900 x 2000 (mm)*
- *Adjustable at the wall +16mm

NET WEIGHT

- 125.5 kg

SYSTEM CONTENTS

- Acrylic Shower Base (1200x900mm) AQ BASE 1200 L
- 2-sided acrylic shower wall (1200x900x2000mm) AQ 2WALL 1200
- Round Centre Easy Clean waste
- Wet area Silicone + Showerbond

WARRANTY

- Five year warranty - Glass Screens, Tray, Easy Clean waste
- Two year warranty - Coloured finishes
- One year warranty - Seals, rollers, fittings

Please note: Specifications are subject to change without notice. It is the responsibility of the installer to check the measurements of the physical product before installation

Aquatica NZ Limited

9 Saunders Place, Avondale, Auckland

Telephone: 09-828 2068 Fax: 09-828 2069

Email: info@aquatica.co.nz Website: www.aquatica.co.nz

aquatica SINCE 1999

KITCHEN | BATHROOM | LAUNDRY

© copyright Aquatica 2020