
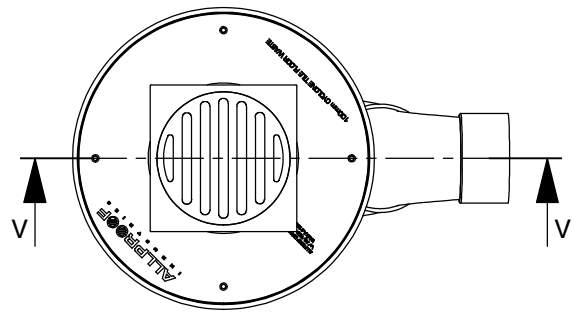
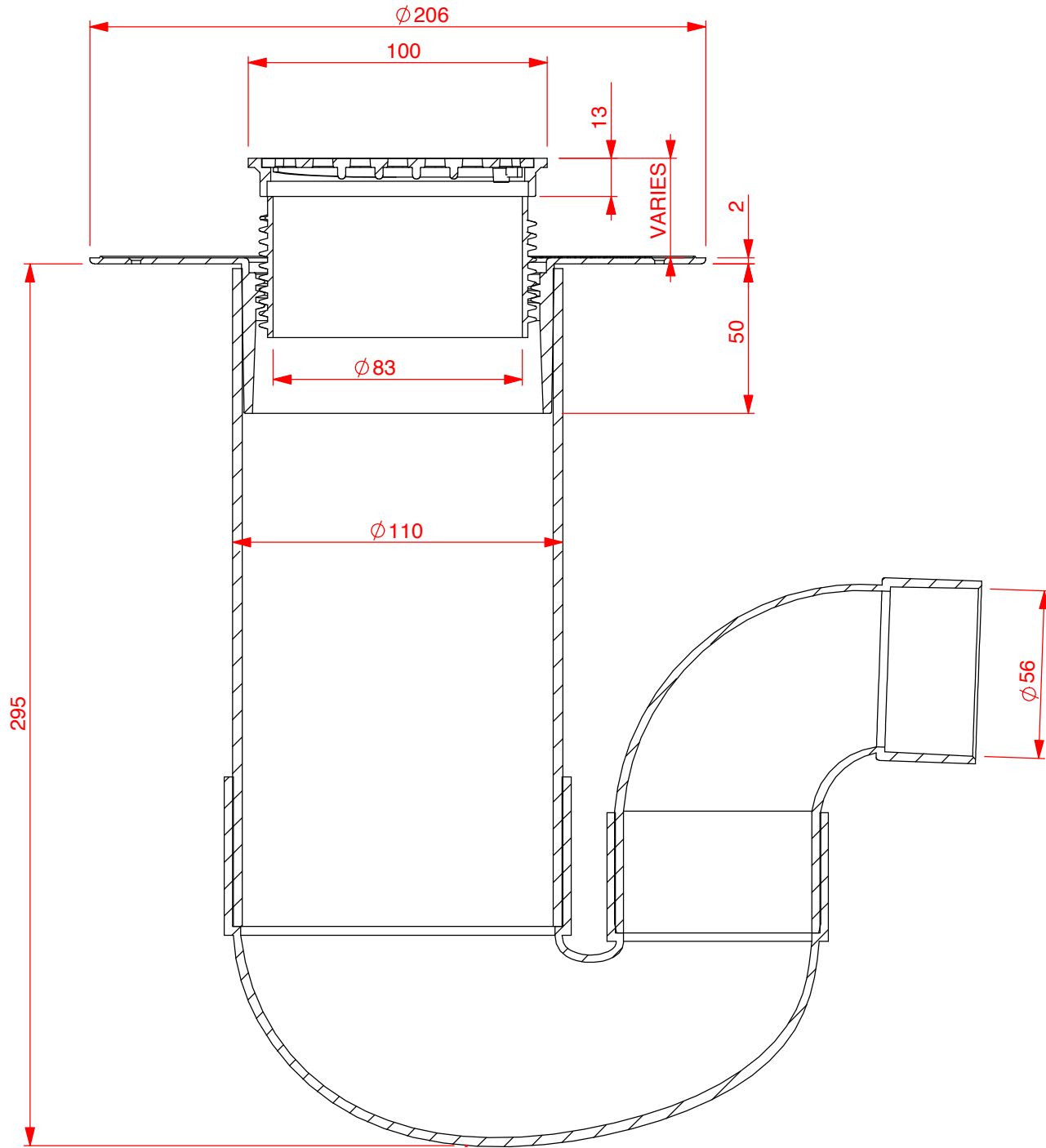
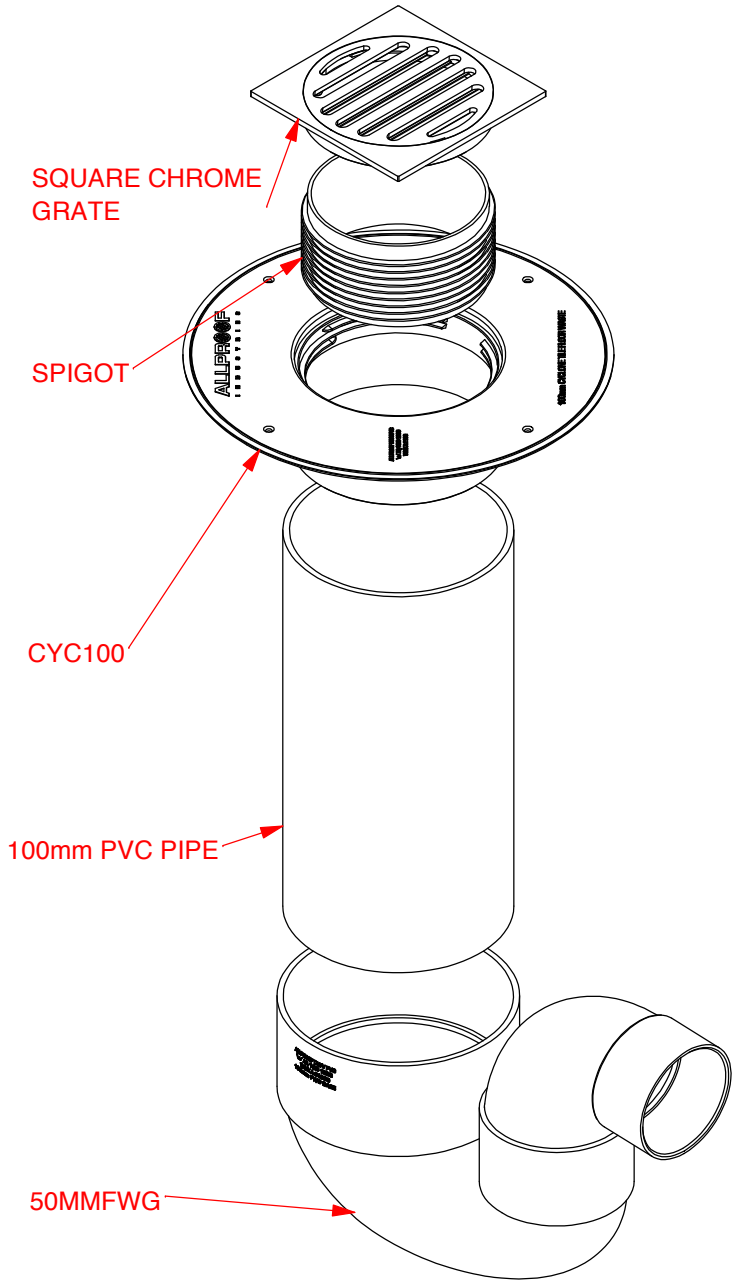


DESCRIPTION	
CODE	FINISH
TKCYC100SC	CHROME ON BRASS



CYCLONE100  
CONSTRUCTION CAP



SECTION V-V  
SCALE 1 : 2

DISCLAIMER - THE DESIGN SUGGESTION IS PROVIDED FOR EVALUATION PURPOSES ONLY.  
IT IS NOT TO BE CONSIDERED A FULL DESIGN AS WE ARE NOT THE CONSULTING ENGINEERS, WE ARE MANUFACTURERS. WE ARE NOT PRIVY TO ALL THE INFORMATION PERTAINING TO THIS MATTER AND WE HAVE NO CONTROL OVER THE PROJECT INSTALLATION OF THE PRODUCT. THE DESIGN SUGGESTION IS PROVIDED WITHOUT OBLIGATION. DESIGN IS TO BE CONFIRMED AND APPROVED BY THE ARCHITECT, HYDRAULICS ENGINEER, OR PROJECT MANAGER. ACCURATE MEASUREMENTS SHOULD BE CONFIRMED BY THE PERSON APPROVING THE DESIGN. ALLPROOF ACCEPTS NO LIABILITY FOR THE IMPROPER USE OF THE DESIGN SUGGESTION.

TOOL NUMBER	
PART WEIGHT(GRAMS)	
FILE	S/CAD FILES/2017/DIVERSE/CYCLONE CHROME ON BRASS KIT

REVISION	CHANGE	DESCRIPTION	SL	DATE
XXX	XXX	XXX	SL	XXX
DO NOT SCALE DRAWING		TITLE		
REQUESTED	XXX	DATE	XXX	100mm CYCLONE TILE WASTE KIT WITH SQUARE CHROME ON BRASS GRATE
DRAWN	S.L.	DATE	XXX	
APPROVED		DATE		
MATERIAL		APPLICABLE STANDARD(S): NZS1260		
XXX		DRAWING REF NUMBER		TKCYC100SC
A3	UNITS = MM	SCALE (UOS)	NTS	
				SHEET 5 OF 5

